


TECHNICAL SPECIFICATION


1. SHORT WAVE DIATHERMY (IMPORTED)

Microprocessor based Continuous and Pulsed Shortwave Diathermy Unit for Superficial and deep tissue treatment.

The unit should have the following technical features:


1. Operating Frequency : 27.12 MHz
2. Operation modes : Capacitive, Resistive and Inductive
3. Emission modes : Continuous and pulsed
4. Continuous Output : 450 W to 470 W
5. Pulsed Output : 1050 W to 1100 W
6. Tuning : Automatic
7. Frequency : 20 - 200 Hz
8. Impulse length : 400 to 450 micro seconds
9. Display : LCD
10. The unit should offer ranges at least 10 to 20 pre-set therapeutically protocols for common conditions however more is preferable.
11. The unit should be supplied complete with disc electrodes (2 Nos), rubber electrodes (2 Nos), felt spacers (2 Nos), high frequency cables (2 Nos), electrode arms (2 Nos), Inductive electrode and flexiplode (One each) preferably.
12. Should be USFDA/European CE Certified Product
13. System should work on 220V-230V/50Hz.
14. Should be supplied with Servo Voltage Stabiliser of required rating.


(P. Lolito Singh)
Physiotherapist


(A. Deepali Devi)
Physiotherapist


(Th. Binita Devi)
Physiotherapist


(W. Ranita Devi)
Physiotherapist


Professor & Head
Dept. of Physical Medicine & Rehabilitation
BIMS, Imphal

2. ULTRASOUND (IMPORTED)

The unit should have the following technical features:

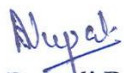
1. Mobile : Desktop cm 40x30x25
2. LCD : Coloured with touch-screen
3. Pointer : Touch-screen
4. Duty-cycle : Ranges from 25% to 75%
5. Frequency : Ranges from 20 – 200 Hz
6. Power max : 3 W/cm²
7. Working frequency : 1 / 3 MHz
8. Ultrasound head : 5 cm²
9. Power supply : 220 – 240V/50 Hz
10. The unit should have Pre-set programs
11. The unit should have Free memories
12. The unit should have Continuous and pulsed modes
13. The unit should be supplied with suitable standard and essential accessories including trolley with boxes


3. ELECTRICAL STIMULATOR

The unit should have the following technical features:

1. Two output channels setting two different applications
2. Two independent outputs selecting currents
3. Power supply : 220 – 240/50 Hz
4. Mobile : Desktop cm 40x30x25
5. LCD : Coloured touch screen
6. The unit should have Pre set programs with body pictures
7. The unit should have Free memories
8. Currents: Galvanic, interrupted galvanic, Triangular, Esponential, Diadynamics, 50, 100 Hz, interrupted 50, 100 Hz, CP, LP, programmed, Tens Biphasic, If bipolar, Quadripolar, isoplanar, Kotz, MF, Stimulation, Trabert, Faradics Rectangular, triangular, , Iso dynamic (IF Horizontal) Neodyn, Drainage system preferably.
9. The unit should have Continuous and pulsed vacuum module
10. Hi-Voltage module with standard accessories
11. The unit should be supplied with suitable standard and essential accessories including trolley with boxes


(P. Lolito Singh)
Physiotherapist


(A. Deepali Devi)
Physiotherapist


(Th. Binita Devi)
Physiotherapist


(W. Ranita Devi)
Physiotherapist



Professor & Head
Dept. of Physical Medicine & Rehabilitation
BIMS, Imphal


4. INTERMITTENT CERVICAL TRACTION (IMPORTED)


The Unit should have the following features:-


1. Advanced software working on Windows CE platform
2. Power supply : 220V / 50 Hz
3. Power consumption : Min.150 Watt
4. Protection Class : 1 B- IEC 601-1
5. Dimensions and weight : 30-35 x 35-40 x10-12 cm , Approx. 12 Kg
6. Traction : Electronic
7. Mode : Continuous, intermittent, static, progressive, cycling
8. Maximum Force : Up to 90 Kg
9. Safety device : Remote control
10. Visualization : Touch Screen Colored LCD display


- The unit should have traction force adjustable up to 90 kg.
- The unit should have remote control for emergency stop.
- The unit should have wide range of preset protocols and at least 30 to 50 memories for customized protocols however more range is preferred.
- The unit should be supplied with Height Adjustable Traction Couch with Strap 3 nos., Flexion Stool, Head Halter and spreader bar.
- The unit should be supplied with Servo Voltage Stabilizer
- The unit should have European CE International Safety Standard.
- The unit should be supplied with all standard & essential accessories at least one extra.


(P. Lolito Singh)
Physiotherapist


(A. Deepali Devi)
Physiotherapist


(Th. Binita Devi)
Physiotherapist


(W. Ranita Devi)
Physiotherapist

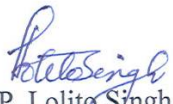

Professor & Head
Dept. of Physical Medicine & Rehabilitation
RIMS, Imphal


5. INTERMITTENT LUMBAR TRACTION (IMPORTED)

The Unit should have the following features:-


1. Advanced software working on Windows CE platform.
2. Power supply : 220V / 50 Hz
3. Power consumption : Min.150 Watt
4. Protection Class : 1 B- IEC 601-1
5. Dimensions and weight : 30-35 x 35-40 x10-12 cm , Approx. 12 Kg
6. Traction : Electronic
7. Mode : Continuous, intermittent, static, progressive, cycling
8. Maximum Force : Up to 90 Kg
9. Safety device : Remote control
10. Visualization : Touch Screen Colored LCD display


- The unit should have traction force adjustable up to 90 kg.
- The unit should have remote control for emergency stop.
- The unit should have wide range of preset protocols and at least 30 to 50 memories for customized protocols however more range is preferred.
- The unit should be supplied with Height Adjustable Traction Couch with Strap 3 nos., Flexion Stool, Head Halter and spreader bar.
- The unit should be supplied with Servo Voltage Stabilizer
- The unit should have European CE International Safety Standard.
- The unit should be supplied with all standard & essential accessories at least one extra.


(P. Lolito Singh)
Physiotherapist


(A. Deepali Devi)
Physiotherapist


(Th. Binita Devi)
Physiotherapist


(W. Ranita Devi)
Physiotherapist



Professor & Head
Dept. of Physical Medicine & Rehabilitation
BIMS, Jhansi

6. Transcutaneous Electrical Nerve Stimulation (TENS) UNIT


The unit should have the following specifications:


1. The unit should have 4-output channels
2. The unit should have TENS Biphasic current
3. The unit should have the following adjustable parameters
4. Pulse width: ranges from 50-400 micro seconds
5. Frequency : ranges from 1-300 Hz
6. Emission : ranges from 1-240 Sec.
7. Pause : ranges from 1-240 Sec.
8. The unit should have LCD display for visualization of the parameters
9. The unit should have at least 25 to 30 pre-program treatment suggestions however more ranges are preferable.
10. The unit should have at least 80 memory spaces for storing the patient data.
11. The unit should have built-in rechargeable batteries
12. The unit should have external power supply of 230 V/ 50 Hz.
13. The unit should be supplied with all standard & essential accessories including Trolley.
14. International Safety Standards: European CE/US FDA/ BIS .


(P. Lolito Singh)
Physiotherapist


(A. Deepali Devi)
Physiotherapist


(Th. Binita Devi)
Physiotherapist



(W. Ranita Devi)
Physiotherapist


Professor & Head
Dept. of Physical Medicine & Rehabilitation
RIMS, Imphal


7. Hydrocollator Unit


The unit should have the following features:\

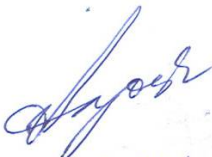
1. The unit should be provided with Thermostat temperature control from 82°C - 85°C
2. Temperature range: 71°C - 74°C
3. Tank capacity: 49-50 liters
4. Heating up time: Time to 70°C – minimum 4 Hours
5. Cool down time: Time from 70°C – minimum 2 Hours
6. Power consumption: 1000W
8. Safety class: Type B
9. Power supply: 220V/50 Hz
10. The unit should have detachable insert rack to hold and suspend packs for heating.
11. The unit should be supplied with eight (8) standard moist Packs of size 25 x 30 cm
12. The unit should be made of stainless steel with rubber wheels for easy mobility
13. The unit should have energy efficient insulated casing.


(P. Lolito Singh)
Physiotherapist


(A. Deepali Devi)
Physiotherapist


(Th. Binita Devi)
Physiotherapist


(W. Ranita Devi)
Physiotherapist


Professor & Head
Dept. of Physical Medicine & Rehabilitation.
RIMS, Imphal